

Jason's Online Classroom

Quality resources. Affordable prices.

Freebie Feedback

Each feedback we receive helps us to achieve our goals and to know that our resources are appreciated!



Click here to provide feedback.

	F	D	D+	C	C+	B	B+	A	No Opinion
Overall Quality	<input type="radio"/>	<input type="radio"/>	<input type="radio"/>	<input type="radio"/>	<input type="radio"/>	<input type="radio"/>	<input type="radio"/>	<input checked="" type="radio"/>	<input type="radio"/>
Accuracy	<input type="radio"/>	<input type="radio"/>	<input type="radio"/>	<input type="radio"/>	<input type="radio"/>	<input type="radio"/>	<input type="radio"/>	<input checked="" type="radio"/>	<input type="radio"/>
Practicality	<input type="radio"/>	<input type="radio"/>	<input type="radio"/>	<input type="radio"/>	<input type="radio"/>	<input type="radio"/>	<input type="radio"/>	<input checked="" type="radio"/>	<input type="radio"/>
Thoroughness	<input type="radio"/>	<input type="radio"/>	<input type="radio"/>	<input type="radio"/>	<input type="radio"/>	<input type="radio"/>	<input type="radio"/>	<input checked="" type="radio"/>	<input type="radio"/>
Creativity	<input type="radio"/>	<input type="radio"/>	<input type="radio"/>	<input type="radio"/>	<input type="radio"/>	<input type="radio"/>	<input type="radio"/>	<input checked="" type="radio"/>	<input type="radio"/>
Clarity	<input type="radio"/>	<input type="radio"/>	<input type="radio"/>	<input type="radio"/>	<input type="radio"/>	<input type="radio"/>	<input type="radio"/>	<input checked="" type="radio"/>	<input type="radio"/>

Awesome!

☐ Email me when the seller responds

SEND



Jason's Online Classroom

★ Follow Me (7,726)

United States - Florida

Monthly \$100 TpT Giveaways *Click Here*

★★★★★ 4.0
14,009 votes

Click the "Follow Me" star on our store's main page in order to be eligible for our **\$100** in monthly TPT gift certificate giveaways. Learn more [here](#).

Follower Benefits

- New product notifications.
- 50% off all new products for the first 48 hours after their release!
- Monthly gift card giveaways.

Join the fun!



Pinterest



Check back often as we're always adding new resources to the [store](#)!

Terms of Use

Copyright © 2015 Jason's Online Classroom. All rights reserved by author. This product is to be used by the **original downloader only**. Copying for more than one teacher, classroom, department, school, or school system is **prohibited**. This product may not be distributed or displayed **digitally** for public view. Failure to comply is a copyright infringement and a violation of the Digital Millennium Copyright Act (DMCA). Clipart and elements found in this PDF are copyrighted and cannot be extracted and used outside of this file without permission or license. Intended for classroom and personal use by the original downloader **ONLY**. If you wish to tell others about this resource, please send them the resource's link so that they can download it directly from our TPT store. **This resource may not be uploaded to any website for download**. Linking back to our store is encouraged and appreciated, but uploading our product to a website for others to download is strictly prohibited. Due to licensing restrictions on the clip art and fonts used within the file, we are not legally allowed to offer this as an editable document.

Graphic Credits



[Jeanette Baker](#)

[Kimberly Geswein Fonts](#)

[Tracee Orman](#)

[Tim Van de Vall](#)

[GraphicsFactory.com](#)

Related Resources



**LINK:
CLICK HERE**



Reading Comprehension

Nonfiction Article:

Pumpkin: Fruit or Vegetable - Who Cares?

Pumpkin: Fruit or Vegetable - Who Cares?



With a little research, you find that scientists care whether a pumpkin is a fruit or a vegetable. They care quite a lot. In fact, botanists, the scientists that study plants, have decided to teach others how to tell the difference. To be a fruit, the pumpkin must develop from a flower, which it does. Also, the pumpkin itself must contain seeds, which it does. Surprisingly, the other parts of the pumpkin plant such as the leaves, stems, roots and even the flower buds are called vegetables. Most parts of the pumpkin are edible including the fleshy shell, seeds, and even the flowers and leaves.

In general, fruits tend to be sweeter than vegetables and are served for snacks or made into desserts. Often, during the fall season, many people incorporate pumpkin into their recipes for pies, cheesecake, cookies, ice cream, shakes, and many other tasty delights. Pumpkin is also used in healthier recipes for soups, purees, and sauces. Some restaurants and coffee shops even have seasonal foods and drinks made with pumpkin that are only available for a limited time. High in fiber and loaded with vitamins and minerals, the pumpkin seems like a good addition to anyone's diet. Pumpkin can even be added to the diet of a dog or cat to help with digestion problems.

Pumpkins are a warm weather crop planted in July of each year in the United States. The pumpkin plant will produce both male and female flowers. Honeybees are needed to pollinate the plants. About one hive for every acre of planted field is required. Today, in the United States alone, over 1.5 billion pounds of pumpkins are produced every year for nutritional and recreational purposes.

Resource © Jason's Online Classroom

Recreationally, pumpkin festivals and competitions are held every year throughout the United States. The festivals often feature creative pumpkin flavored foods, fields of pumpkins to purchase and take home, and sometimes even extraordinary contests such as the largest pumpkin competition. The current world record holder, Ron Wallace, grew the largest pumpkin weighing in at 2,009 pounds (about the weight of a small car). His pumpkin has held the record since September 2012.

So how will you use a pumpkin this fall season? If you're not eating your pumpkin, you might like designing a Jack-o'-lantern. With your parent's help, you might even be allowed to carve one! Don't forget to roast the seeds for a nutritious treat.

Practice a design for your Jack-o'-lantern on the pumpkin below.



"Pumpkin, pumpkin, round and fat, turn into a Jack-o'-lantern, just like that!"

Resource © Jason's Online Classroom

Fun Poem

Three Little Pumpkins

B. Perez

Three Little Pumpkins
on top of one another.
Who would think,
they'd be each other's brother?
Always together,
always quick to lend a hand
one to the other.



The little one wanted
to sit way up high.
'Tis my first Halloween'
he said with a sigh.

The others helped with all of their might,
so he would see all of the wonderful sights.
Up they rolled him to the top of the fence.
He liked it so much,
he's been up there ever since!



Resource © Jason's Online Classroom

Poem



28 Halloween Themed Game Cards Included



Resource © 2013 Jason's Online Classroom



Resource © 2013 Jason's Online Classroom



Resource © 2013 Jason's Online Classroom



Resource © 2013 Jason's Online Classroom



Resource © 2013 Jason's Online Classroom



Resource © 2013 Jason's Online Classroom



Resource © 2013 Jason's Online Classroom



**LINK:
CLICK HERE**

Teacher's Guide



This resource is specifically intended for students to create their own unique bingo cards. Allowing students to create their own bingo cards is a quick and fun activity, and no one can complain that you gave them an unlucky card – because they made it!

What's Included?

1. Bingo Squares in Black & White – Using the BW bingo cards will allow students to color the pictures prior to creating their bingo cards.
2. Bingo Squares in Color – These bingo squares can be provided to students in place of the BW version. This colored version could also be used to make the calling cards for the game. We suggest laminating and cutting out these cards, placing them in a bag, and selecting and calling one at a time during the game.
3. Blank Bingo Card – This sheet should be provided to students along with the BW or colored bingo squares. Students will paste their cutouts on this page in order to make their own unique bingo card.





Halloween Bingo Squares

Color the pictures. Then, cut out the squares and use them to create your own bingo card.


bat



cauldron



black cat



jack-o'-lantern



costume



mask



wizard



moonlight



mummy



ghost




skeleton



scarecrow



spider



vampire



owl



witch



haunted house



candy



trick or treat



autumn



pumpkin



October



party



spooky



Halloween Bingo Squares

Cut out the squares and use them to create your own bingo card.


bat



cauldron



black cat



jack-o'-lantern



costume




mask



wizard



moonlight



mummy



ghost



skeleton



scarecrow



spider



vampire



owl



witch



haunted house



candy



trick or treat



autumn



pumpkin




October



party



spooky



Name _____

MY BINGO CARD

		FREE SPACE		